



DART Update

Transforming our Future by Optimizing Past Investments

April 8, 2025


Dee Leggett
Executive Vice President/Chief Development Officer



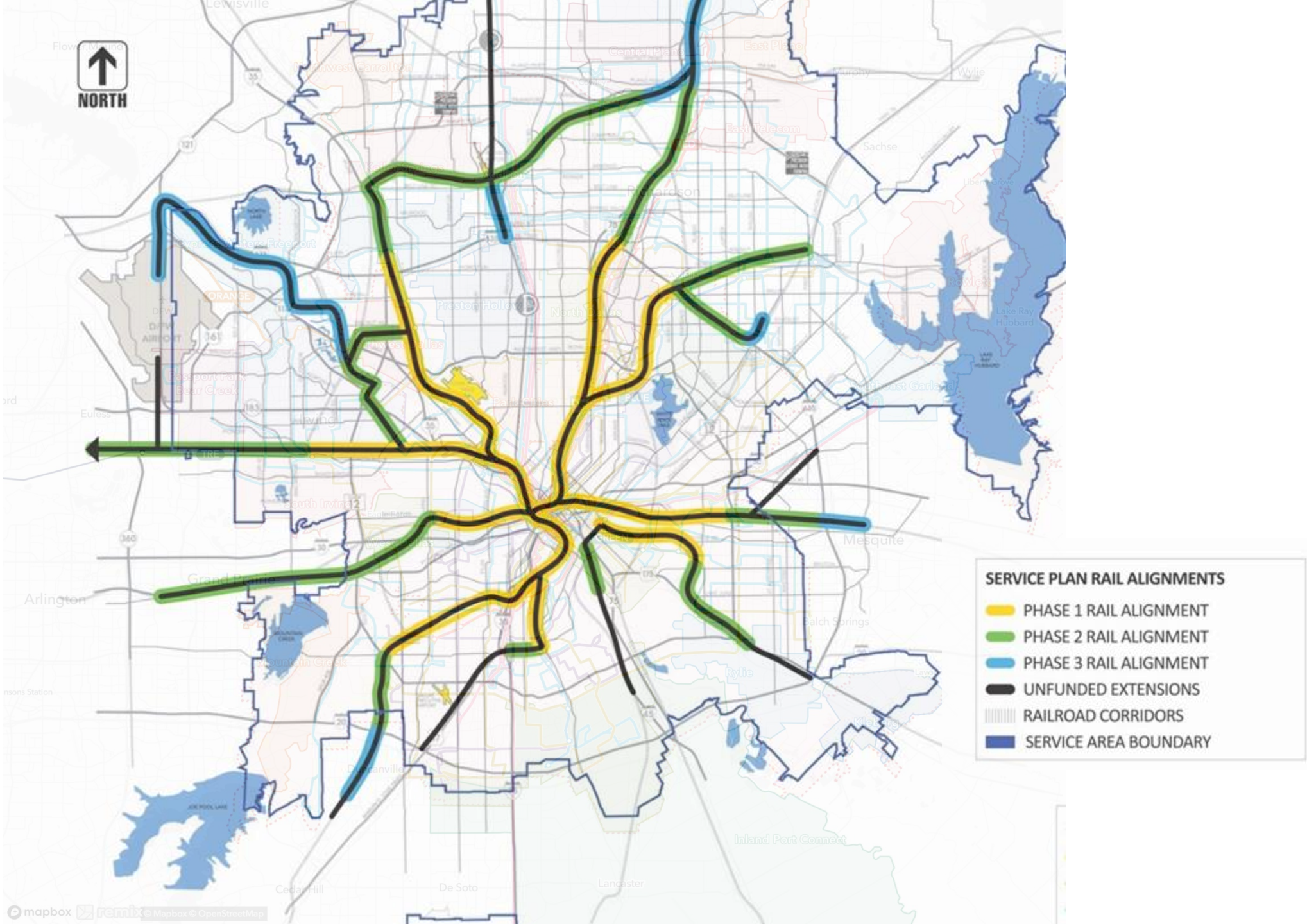
#1 TV Show



12-4 Record

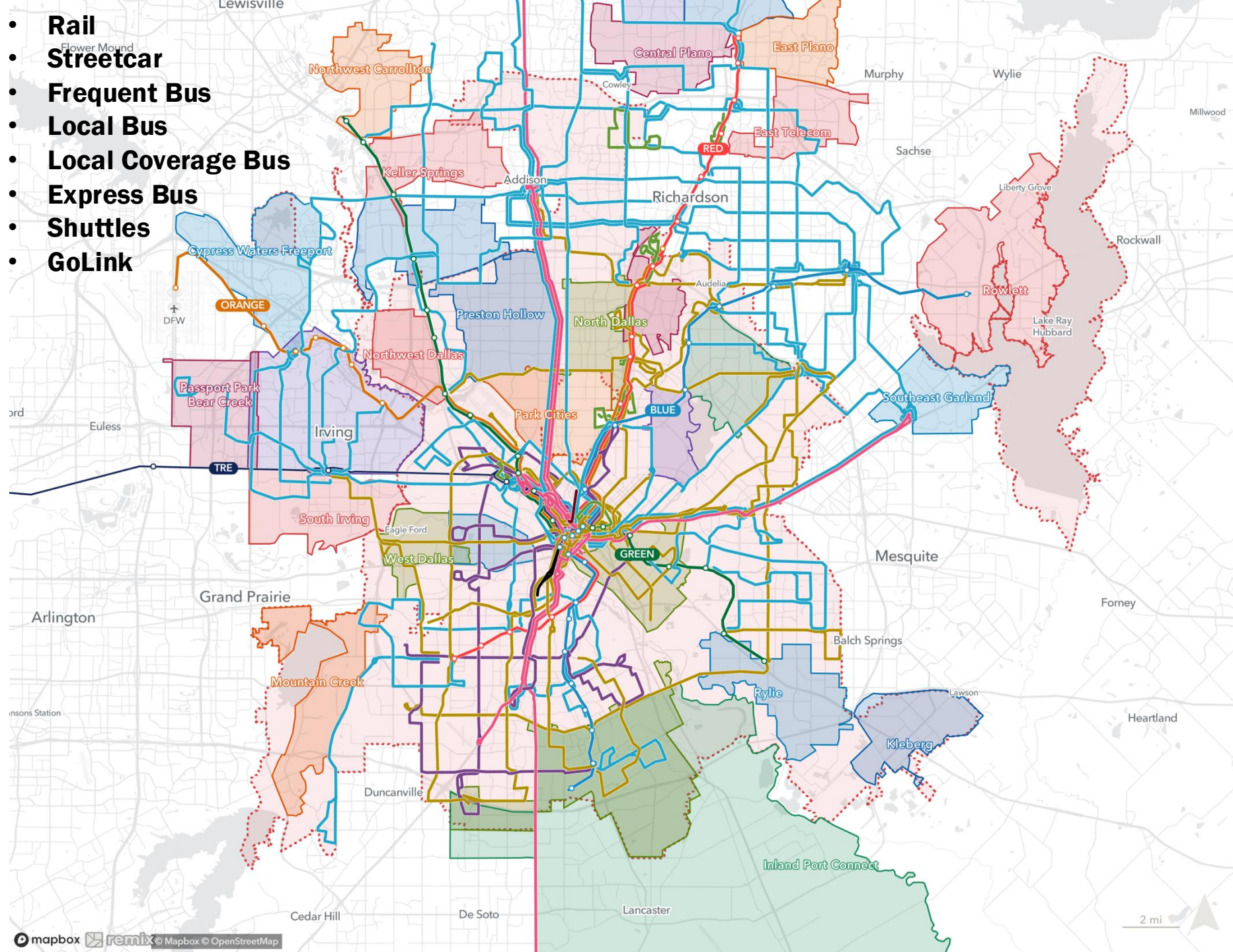


1983...



...Today

- Rail
- Streetcar
- Frequent Bus
- Local Bus
- Local Coverage Bus
- Express Bus
- Shuttles
- GoLink



Agency Overview

DART is a \$1.8B regional transit agency connecting North Texas residents in 13 cities across more than 700 square miles.

- 93-mile light rail system and 65 stations
- 570 buses traveling more than 25 million revenue miles
- 34-mile Trinity Railway Express commuter line
- 26-mile Silver Line commuter line and 10 stations (opening late 2025)
- 30 Microtransit zones
- 2.4 mile streetcar owned by the City of Dallas
- Paratransit and senior medical transportation



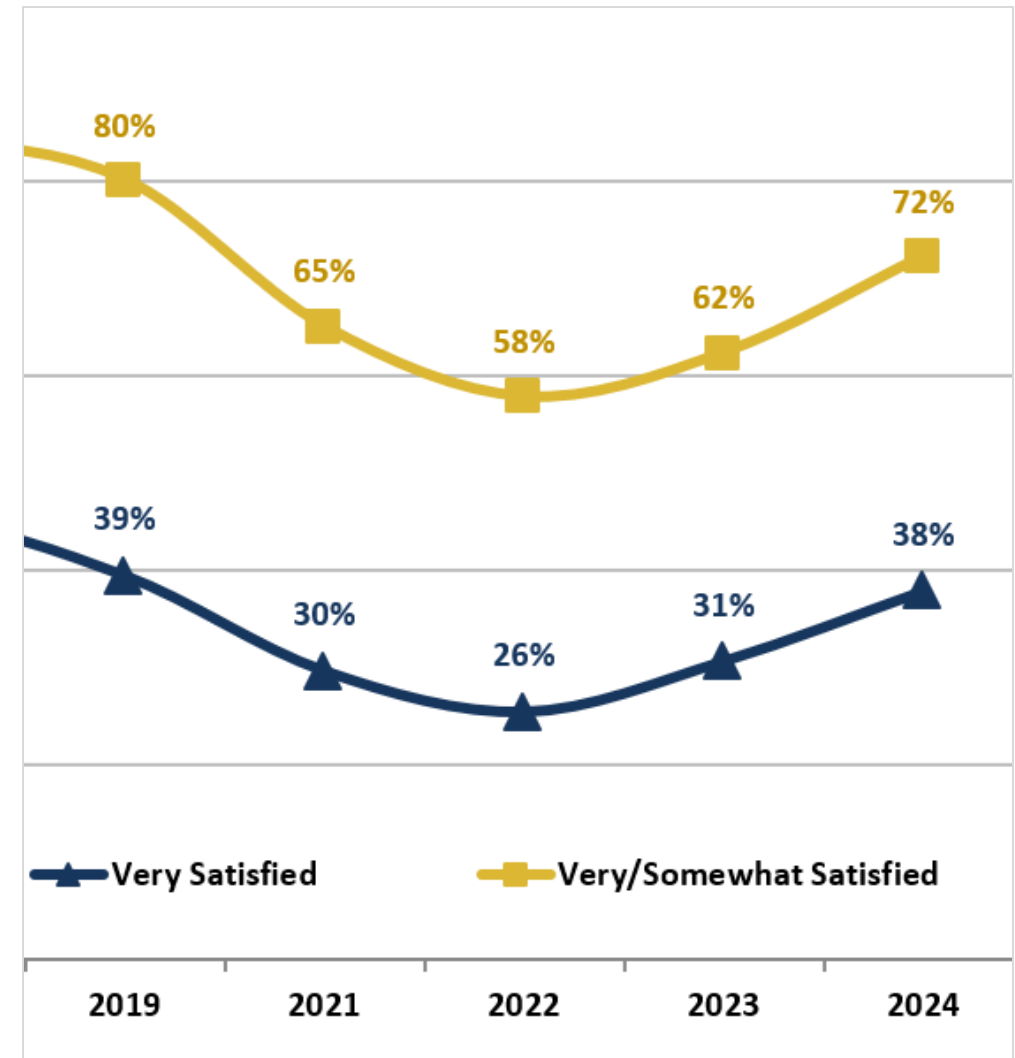
Agency Overview

In the last four decades, we:

- Built 130 miles of rail transit with 26 remaining under construction (98% of original commitment)
- Built over \$5.6B in capital projects leveraged by significant federal investment
- Programmed over \$4.5B in future capital investments over the next five years
- Operated the nation's largest microtransit system and one of the longest light rail systems
- Installed 6,985 bus stops and over 2,300 benches and shelters
- Catalyzed \$17 billion in development around transit stations
- Connected millions of North Texans to jobs, education, entertainment, health care, and more

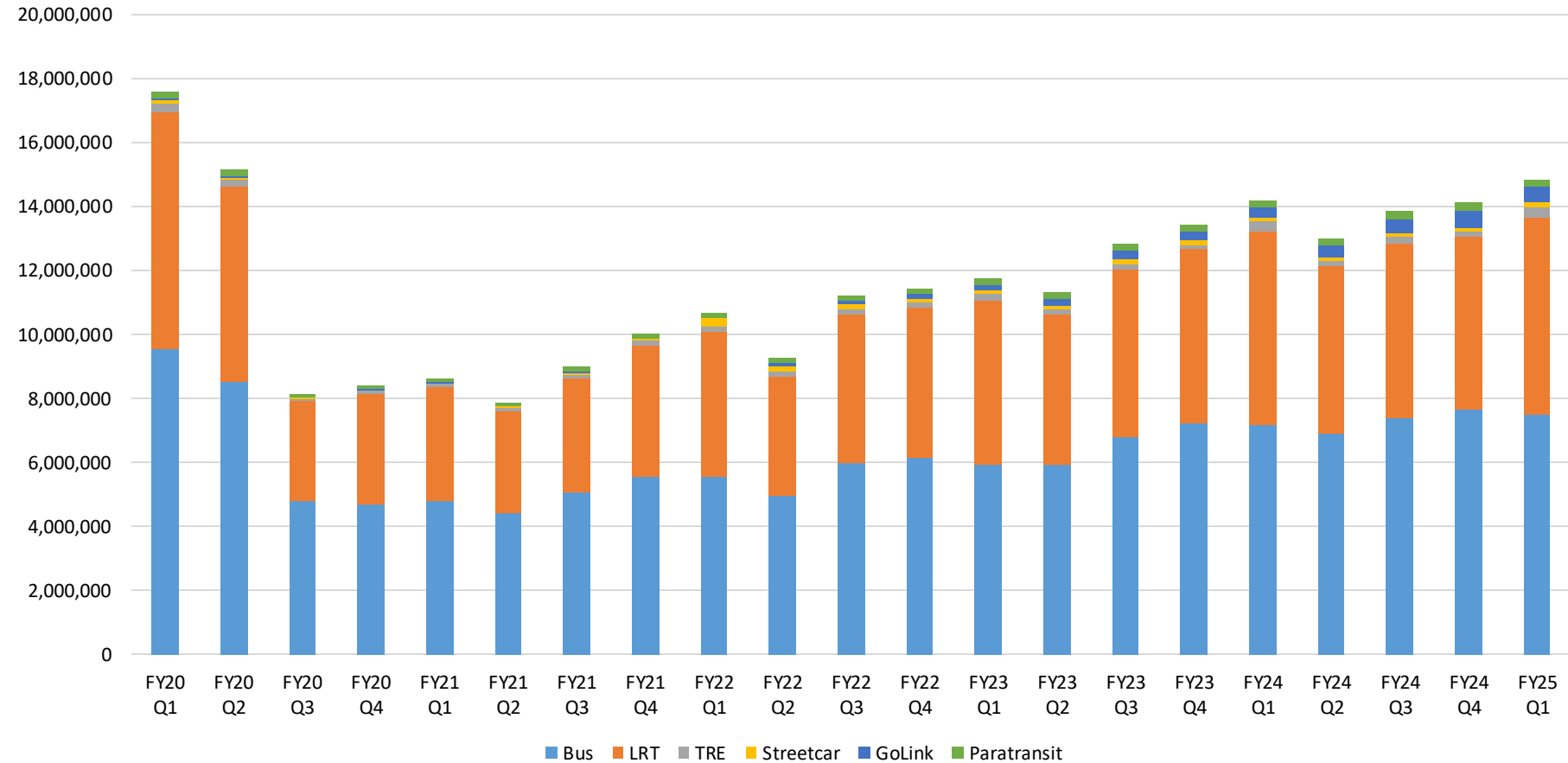
DART Today

- Recovering ridership and growing customer satisfaction
- Focus on cleanliness, reliability and safety/security
- Improved Net Promoter Score (16 points), which is highest since 2016
- Balancing frequency and coverage of our services
- Building Area Plans to address local mobility needs
- Responding as requested to transit oriented development opportunities identified by our cities
- Aging infrastructure and obsolete systems that need to be replaced or modernized
- Growing tension about local and regional priorities and available funding



System Ridership

Passenger Trips by Fiscal Year



VISION

Your first-in-mind mobility partner.

MISSION

We create best-in-class mobility experiences that help people and communities connect and flourish.

VALUES

WE ARE IN THIS TOGETHER.

This means being always respectful and honest with each other. Saying what we mean and meaning what we say. And understanding that we are all working toward a common vision.

WE ARE PROFESSIONAL IN ALL WE DO.

This means taking pride in our work. Conducting ourselves in a manner that allows integrity and compassion to shine through — and that reflects the DART reputation. Recognizing that we are responsible and accountable for our actions.

WE ARE COMMITTED TO SERVING.

This means being diligent, thoughtful, and creative in our work. Focusing on what is right, not who is right. Knowing that our individual and collective contributions are valued by our customers and communities.



WE'RE FUELED BY OUR SIX STRATEGIC GOALS



EMPOWERED AGENCY

Build a nimble organization that can act quickly and effectively by streamlining processes and empowering employees.



QUALITY SERVICE

Deliver a quality customer experience defined by strong rider advocacy and built on professional pride and continuous improvement.



FANTASTIC SPACES

Create fantastic spaces that add value to our communities, enhance the rider experience, and foster a sustainable and thriving region.



CULTURE OF CONTRIBUTION

Create a culture that aligns roles and responsibilities with the DART vision, deepens organizational trust, and encourages growth.



SEAMLESS MOBILITY

Integrate mobility options to create a seamless travel experience defined by frequency and reliability that positions DART as first-in-mind.



STRATEGIC RELATIONSHIPS

Position DART as a collaborative leader and recognized regional economic and mobility asset.

Annual Value of DART to our Service Area



Jobs

DART expenditures and travel cost savings generate **41,200** jobs.



Wages

These jobs are worth **\$730 million** in wages.



GDP

DART increases the economy of the region by **\$1 billion**, 96% of which is accrued within DART cities.



Taxes

Increased economic activity generates nearly **\$226 million** in local, county, state, and federal taxes, 93% of which are within DART cities.

Within ½ mile of DART services, there are:

2.3 m residents

500 k+ transit-reliant residents

1.75 m jobs

1.3 m workforce age employees

96% of this value accrues within the 13 DART Service Area cities.

Economic Impact of DART Light Rail 2019-2021

OF TOD PROJECTS

31 Projects
within ¼ mile of
a DART station



JOB CREATION



Direct Construction =
6,264 jobs

Total Employment =
10,747 jobs

\$980.1 Million



PROPERTY VALUE
INCREASE



\$49.6 Million
(excluding DART portion of
sales tax)

STATE & LOCAL TAX REVENUE

Economic Impact of DART Stations

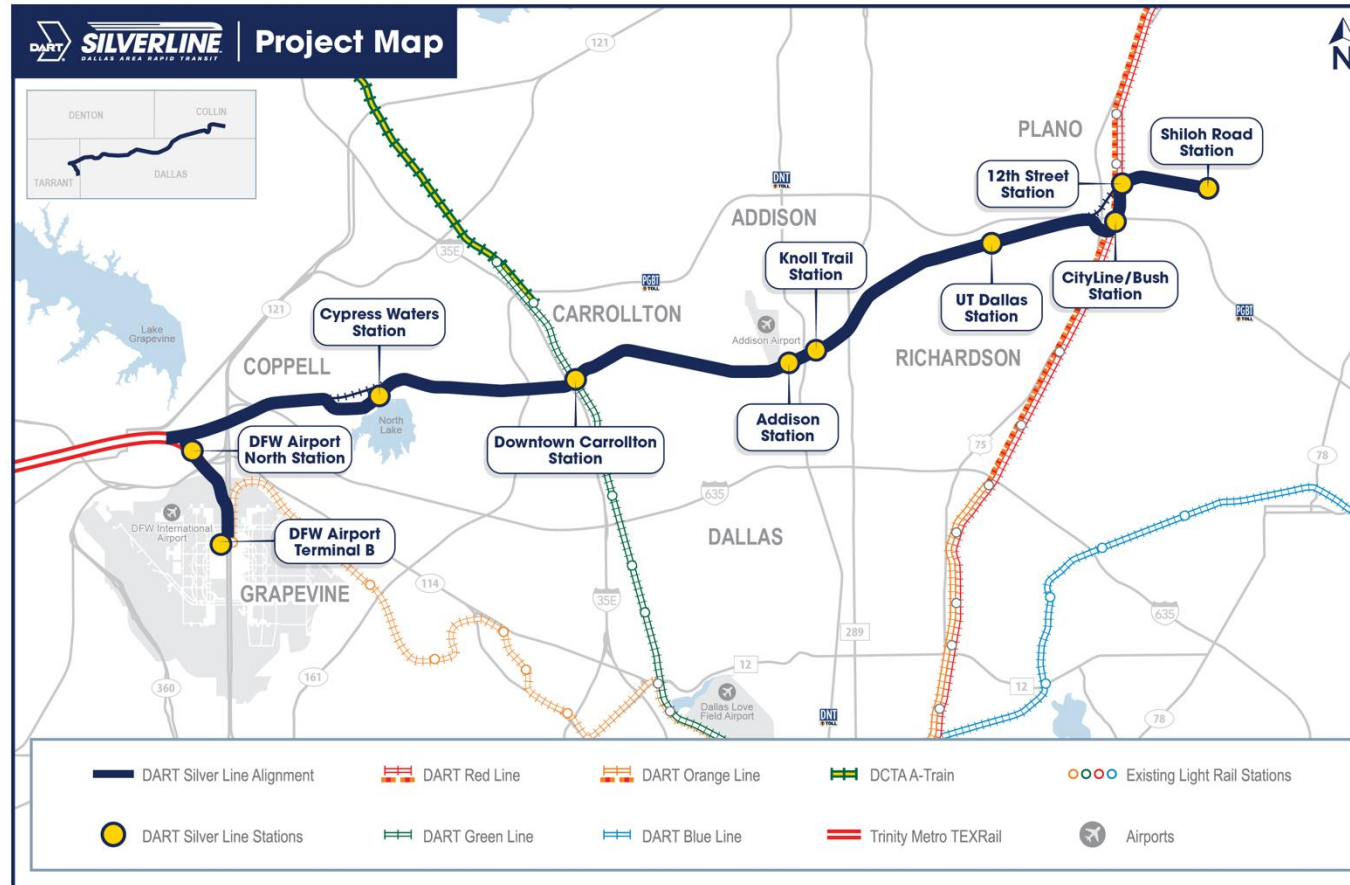
Rise in Property Values	
1999-2018	\$16.1 Billion
2019-2021	\$980 Million

Total
Economic
Impact
1999-2021

\$17.1 B



DART Silver Line Commuter Rail



10
Rail
Stations

4 Rail
Connections

- Green LRT
- Orange LRT
- Red LRT
- TEXRail
Commuter Rail

DART's Future Trajectory

Empowered Agency and Culture of Contribution: Generational opportunity to change how we operate, maintain, invest, lead and influence

Seamless Connections and Strategic Relationships: Leverage transit as part of broader transportation system focusing on the total customer journey

- Mobility over mode
- Reliability over expansion
- Focus on outcomes, capacity building and partnerships

Quality Service: Optimize the system that we have built to maximize the initial investment and reduce growth of operations and maintenance costs

Quality Service: Transform mobility through higher frequencies on key corridors and application of innovative technologies

Fantastic Spaces and Strategic Relationships: Actively create more sustainable development to accommodate more people in our service areas and around transit

Fantastic Spaces and Strategic Relationships: DART's real estate assets need to be reimaged to not only leverage the economic value of the asset but the intrinsic value of the transportation infrastructure to the broader community

DART Transform

DART Transform is our 10-year System Modernization program to modernize necessary infrastructure to address state of good repair and improve the customer experience.



VEHICLES

Replace up to 95 oldest LRVs and 500 Buses.



UNIFIED SIGNAL SYSTEM

Modernize signal systems on the oldest lines to maximize safety, communications, reliability, and network capacity.



RESILIENCY

Enhance resiliency of operations during extreme weather events.



STATIONS & PASSENGER FACILITIES

Raise platforms to support universal level boarding and improve other passenger facilities.



OPERATING FACILITIES

Modify operating facilities to support new vehicle maintenance activities.

Corridor Optimization + Rider Experience (CORE)

Developing a policy and program for bus corridors focused on continuous improvement in collaboration with service area cities to:

- Elevate role of DART bus service in mobility network.
- Promote transit priority and consideration of bus in projects.
- Grow ridership and move more people more efficiently.
- Improve rider experience.



Enhancing streets for transit and people



Carrollton: Trinity Mills Station

Mockingbird Station

Royal Lane Station

Hampton Station

Westmoreland Station

Lake June Station

Buckner Station

Garland:

Lake Ray Hubbard Transit Center

South Garland Transit Center

Richardson: Arapaho Center



City Area Plan Opportunities

Service Enhancements

- Frequency, route, GoLink improvements

Multi-Modal Connectivity

- Pedestrian, bicycle, micro-mobility access to transit stops, facilities, and city priorities

Facilities

- Add/relocate, modernize, re-develop, or right-size DART facilities
- Activate spaces to support economic development opportunities

Corridor Investments

- Enhance speed, reliability, safety, and access in key bus corridors leveraging City and DART investments

Land Use Coordination

- Maximize development and transit-supportive uses around bus corridors, transit facilities

Innovation

- Ease transit use through technology
- Improve speed of implementation



let's go.

DART.org

